



Switching automation light grids ELG, ELG Long Range

ELG3-0450P521



Model Name > [ELG3-0450P521](#)
Part No. > [1025440](#)



At a glance

- Up to 128 beams
- Different beam separations 30 mm and 60 mm
- High functional reserve (gain) for ranges up to 12 m
- Potentiometer for sensitivity setting
- Ambient light up to 150,000 lux
- Tough, aluminum housing
- PNP/NPN/relay output and a test input
- Optical synchronization

Your benefits

- Insensitive to ambient light when exposed to direct sunlight, strobe lights, and highly reflective objects, eliminating false trips
- High functional reserve (excess gain) ensures operation even if it gets dirty, dusty, or misaligned, reducing maintenance costs
- Efficient and effective way to combine multiple sensors in one housing with one connector
- Simple commissioning thanks to a larger optical aperture angle and manual fine adjustment option
- Optical synchronization enables quick installation and cost-effective connection
- The sensitivity adjustment can be used to detect or ignore translucent materials to reduce production problems



Features

Technology:	Sender/receiver
Task:	Switching light grid
Minimum detectable object (MDO):	Parallel beam: ≥ 35 mm ... 65 mm
Beam separation:	30 mm
Number of beams:	16
Detection height:	450 mm
Evaluation beams:	Parallel beam

Performance

Maximum range:	17 m
Minimum range:	≥ 0 mm
Working range:	12 m
Response time ¹⁾ :	Parallel beam 100 ms

1) With resistive load

Interfaces

Output type:	2 x PNP (Q and /Q)
Connection type:	Connector M12, 4-pin
Test input:	PNP

Mechanics/electronics

Wave length:	880 nm
Supply voltage V_s ¹⁾ :	DC 15 V ... 30 V
Power consumption sender ²⁾ :	< 100 mA
Power consumption receiver ³⁾ :	< 100 mA
Ripple:	< 5 Vpp
Output current I_{max} :	100 mA
Output load capacitive:	100 nF
Output load inductive:	1 H
Initialization time:	1 s
Dimensions (W x H x D):	34 mm x 526 mm x 29 mm
Housing material:	Aluminum
Indication:	LED
Enclosure rating:	IP 65
Circuit protection:	Output Q short-circuit protected Interference suppression VS connections reverse-polarity protected
Weight:	1,500 g
Front screen:	PMMA
Output mode ⁴⁾ :	Q dark switching
Switching frequency:	250 kHz
Synchronization:	Optical

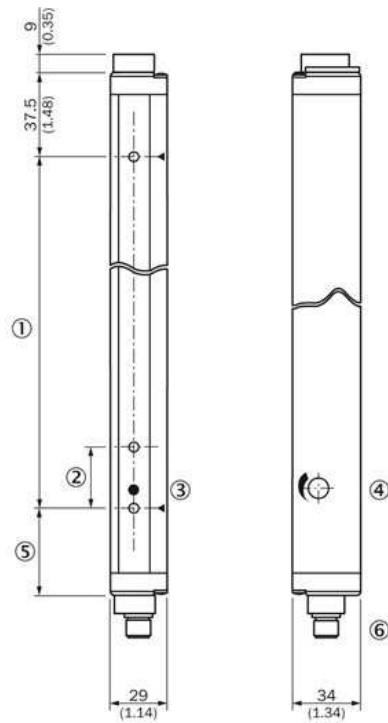
1) 2) 3) Typical value ⁴⁾ Q = active in case one beam is interrupted, /Q = active in case all beam are free

Ambient data

Protection class:	III
EMC:	EN 60947-5-2
Ambient temperature:	Operation: -25 ... +55 °C Storage: -40 ... +70 °C
Vibration resistance:	5 g, 10 Hz ... 55 Hz (IEC 68-2-6)
Shock load:	10 g/DIN EN 60068-2-29/16 ms
Ambient light immunity:	Indirect: ≤ 150,000 lx ¹⁾

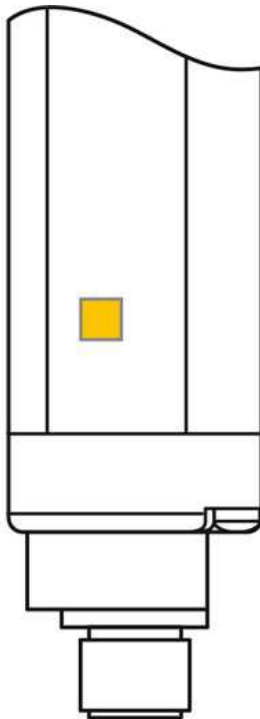
1) Sunlight

Dimensional drawing

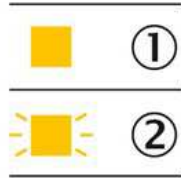


- |1| Detection height
- |2| Beam spacing ELG3: 30 mm / ELG6: 60 mm
- |3| Status indicator (ELGE)/Power on (ELGS)
- |4| Sensitivity adjustment
- |5| Distance to first beam; ELG3: 38.5 mm/ELG6: 68.5 mm
- |6| Connector M12, 4-pin

LED display receiver



- |1| No object in the light path
- |2| Pollution indication



LED display sender



|1| Supply voltage



Connection type and diagram



|1| not connected

Sender



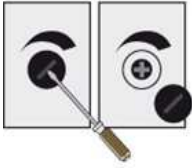
Receiver



Special functions

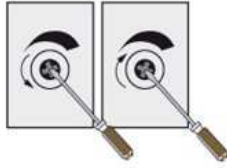
Sensitivity adjustment

1. Remove cap



Remove cap with screw driver.

2. Potentiometer adjustment

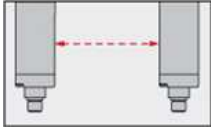


Turn left = for a lower range.
Turn right = for a higher range.

Sensitivity adjustment



Optical synchronisation



The light grid communicates via the light beams. A cable is not necessary for the optical synchronisation.

Australia

Phone +61 3 9457 0600
1800 33 48 02 – tollfree
E-Mail sales@sick.com.au

Belgium/Luxembourg

Phone +32 (0)2 466 55 66
E-Mail info@sick.be

Brasil

Phone +55 11 3215-4900
E-Mail marketing@sick.com.br

Canada

Phone +1 905 771 14 44
E-Mail information@sick.com

Česká republika

Phone +420 2 57 91 18 50
E-Mail sick@sick.cz

China

Phone +86 4000 121 000
E-Mail info.china@sick.net.cn
Phone +852-2153 6300
E-Mail ghk@sick.com.hk

Danmark

Phone +45 45 82 64 00
E-Mail sick@sick.dk

Deutschland

Phone +49 211 5301-301
E-Mail info@sick.de

España

Phone +34 93 480 31 00
E-Mail info@sick.es

France

Phone +33 1 64 62 35 00
E-Mail info@sick.fr

Great Britain

Phone +44 (0)1727 831121
E-Mail info@sick.co.uk

India

Phone +91-22-4033 8333
E-Mail info@sick-india.com

Israel

Phone +972-4-6881000
E-Mail info@sick-sensors.com

Italia

Phone +39 02 27 43 41
E-Mail info@sick.it

Japan

Phone +81 (0)3 5309 2112
E-Mail support@sick.jp

Magyarország

Phone +36 1 371 2680
E-Mail office@sick.hu

Nederland

Phone +31 (0)30 229 25 44
E-Mail info@sick.nl

Norge

Phone +47 67 81 50 00
E-Mail sick@sick.no

Österreich

Phone +43 (0)22 36 62 28 8-0
E-Mail office@sick.at

Polska

Phone +48 22 837 40 50
E-Mail info@sick.pl

România

Phone +40 356 171 120
E-Mail office@sick.ro

Russia

Phone +7-495-775-05-30
E-Mail info@sick.ru

Schweiz

Phone +41 41 619 29 39
E-Mail contact@sick.ch

Singapore

Phone +65 6744 3732
E-Mail sales.gsg@sick.com

Slovenija

Phone +386 (0)1-47 69 990
E-Mail office@sick.si

South Africa

Phone +27 11 472 3733
E-Mail info@sickautomation.co.za

South Korea

Phone +82 2 786 6321/4
E-Mail info@sickkorea.net

Suomi

Phone +358-9-25 15 800
E-Mail sick@sick.fi

Sverige

Phone +46 10 110 10 00
E-Mail info@sick.se

Taiwan

Phone +886 2 2375-6288
E-Mail sales@sick.com.tw

Türkiye

Phone +90 (216) 528 50 00
E-Mail info@sick.com.tr

United Arab Emirates

Phone +971 (0) 4 88 65 878
E-Mail info@sick.ae

USA/México

Phone +1(952) 941-6780
1 (800) 325-7425 – tollfree
E-Mail info@sickusa.com

More representatives and agencies
at www.sick.com