



Contrast sensors  
KTM Prime, KTM Prime

KTM-WN117A1P



**Model Name** > [KTM-WN117A1P](#)  
**Part No.** > [1061787](#)



#### At a glance

- Small, tried-and-tested housing, also available in stainless steel
- High grayscale resolution
- Very large dynamic range means reliable detection of contrasts on glossy materials
- Static and dynamic teach-in
- Switching frequency: 15 kHz
- RGB light source
- Remote monitoring and rapid analysis thanks to IO-Link function (version 1.1)

#### Your benefits

- Small housing allows installation even where space is limited
- Powerful, fast contrast sensor ensures high machine throughput
- Three-color LED technology allows a reliable process, with contrast marks detected even in conditions with weak contrast ratios
- Good contrast resolution and a very large dynamic range ensure good detection performance on glossy materials, thus increasing the range of application possibilities
- Various teach-in methods enable more flexible commissioning
- IO-Link provides easy data access from the PLC
- Quick and easy configuration
- Long service life, even in harsh environments, thanks to stainless steel housing; as a result, excellent system throughput and low spare parts costs



#### Features

Sensing distance:	12.5 mm
Sensing distance tolerance:	± 3 mm
Light source <sup>1)</sup> :	LED
Wave length:	470 nm, 525 nm, 625 nm
Light spot size:	1.5 mm x 6.5 mm
Light spot direction <sup>2)</sup> :	Vertical
Output function:	Light/dark switching
Max. web speed tech-in (dynamic):	1 m/s <sup>3)</sup>
Type of light:	Visible blue light, Visible green light, Visible red light
Dimensions (W x H x D):	31.5 mm x 21 mm x 12 mm
Housing design (light emission):	Rectangular
IO-Link functions:	Standard functions
Teach-in mode:	2-point teach-in static/dynamic + proximity to mark

1) Average service life: 100,000 h at  $T_U = +25\text{ °C}$  2) In relation to long side of housing 3) At a mark size of 4 mm

## Mechanics/electronics

---

Ripple <sup>1)</sup> :	$\leq 5\text{ Vpp}$
Power consumption <sup>2)</sup> :	$< 50\text{ mA}$
Switching frequency <sup>3)</sup> :	$15\text{ kHz}$
Response time <sup>4)</sup> :	$35\text{ }\mu\text{s}$
Jitter:	$15\text{ }\mu\text{s}$
Output type:	NPN: HIGH = approx. VS / LOW $\leq 2\text{ V}$
Switching mode:	NPN
Input, teach-in (ET):	NPN: Teach: $U < 2\text{ V}$ , Run: $U_V - 2\text{ V}$ or open
Retention time (ET):	28 ms, non-volatile memory
Connection type:	Connector M8, 4-pin
Protection class:	III
Circuit protection:	Output Q short-circuit protected, Interference suppression, VS connections reverse-polarity protected
Enclosure rating:	IP 67, IP 67
Weight:	20 g
Housing material:	ABS, Plastic
Output current $I_{\text{max}}$ :	$50\text{ mA}$ <sup>5)</sup>
Supply voltage:	$12\text{ V DC} \dots 24\text{ V DC}$ <sup>6)</sup>
Fieldbus interface:	IO-Link

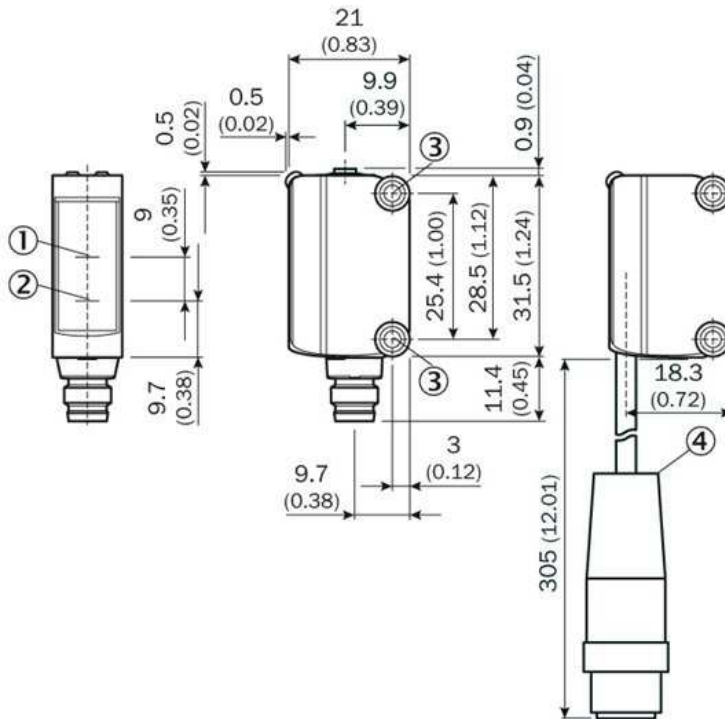
<sup>1)</sup> May not exceed or fall below  $U_V$  tolerances <sup>2)</sup> Without load <sup>3)</sup> With light/dark ratio 1:1 <sup>4)</sup> Signal transit time with resistive load <sup>5)</sup> At supply voltage  $> 24\text{ V}$ ,  $I_{\text{max}} = 30\text{ mA}$ .  $I_{\text{max}}$  is consumption count of all  $Q_n$  <sup>6)</sup> Limit values: DC 12 V (-10 %) ... DC 24 V (+20 %). Operation in short-circuit protected network max. 8 A

## Ambient data

---

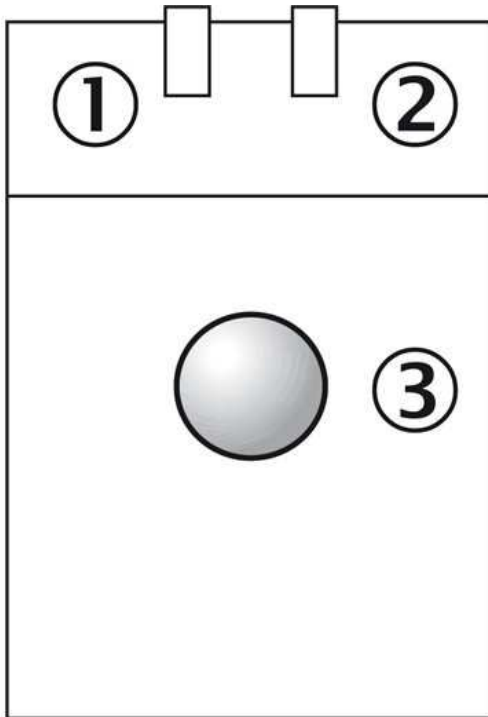
Shock load:	According to IEC 60068
UL File No.:	NRKH.E348498 & NRKH7.E348498
Ambient temperature operation:	$-10\text{ °C} \dots +55\text{ °C}$
Ambient storage temperature:	$-20\text{ °C} \dots +75\text{ °C}$

## Dimensional drawing



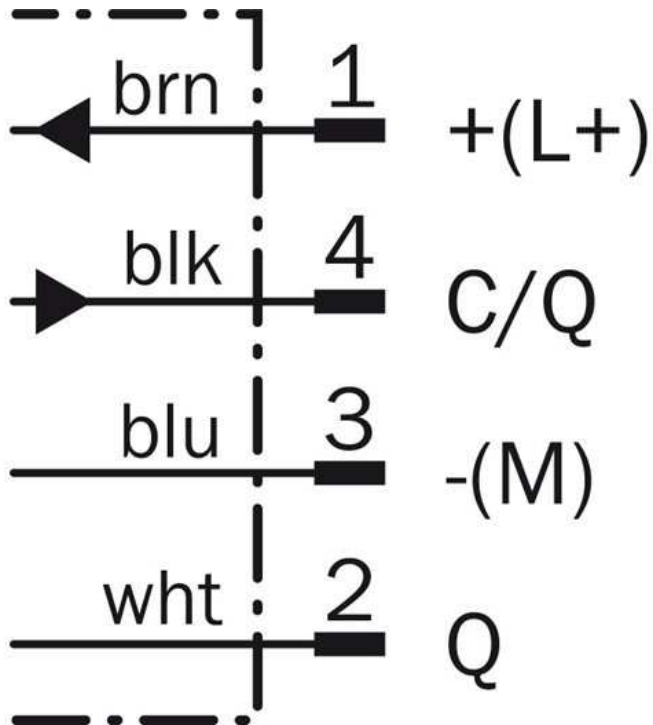
- |1| Optical axis receiver
- |2| Optical axis sender
- |3| Fixing hole M3
- |4| Cable with male connector M12 (only KTM-xxxxx2x)

## Adjustments

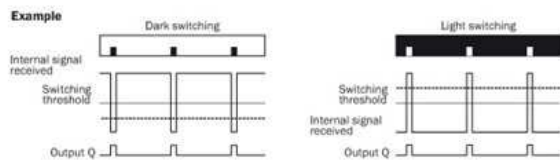
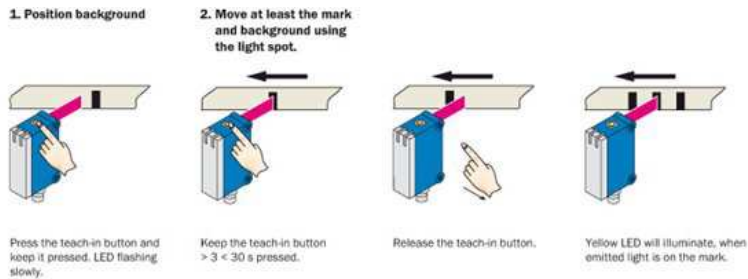


- |1| Status indicator LED, yellow:  
Status switching output Q (dark switching)
- |2| Status indicator LED green: supply voltage on
- |3| Teach-in button

## Connection diagram



## Setting the switching threshold (dynamic)



### Switching characteristics

The optimum emitted light is selected automatically (at RGB variants).  
 Static teach-in: light/dark setting is defined using teach-in sequence.  
 Dynamic teach-in: switching output active on mark, if background is longer in the field of view during the teach-in.  
 The switching threshold is set in the center between the background and the mark.

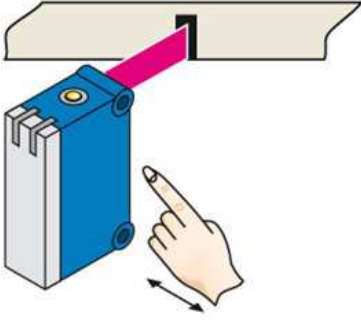
If the button is pressed again within 10 s of the teach ( $> 20$  ms  $< 10$  s), the relative switching threshold is placed 75 % between mark (100 %) and background (0 %) (dotted line in Figure).  
 Teach-in can also be performed using an external control signal (only dynamic teach-in).

Keylock activation and deactivation: hold down teach-in button  $> 30$  s.

Teach-in failure: yellow LED indicator and the transmitted light of the sensor flashing quickly.  
 For dynamic teach-in with ET signal (5 Hz) via switching output Q.

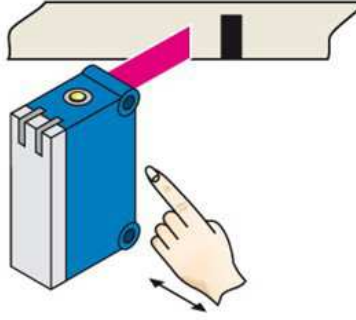
## Setting the switching threshold (static)

### 1. Position mark



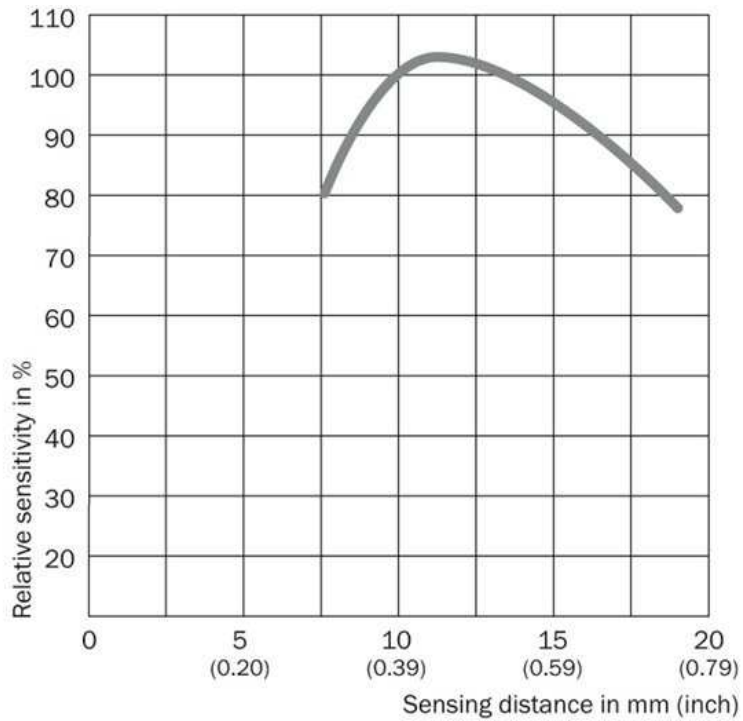
Press and hold teach-in button > 1 < 3 s.  
Yellow LED flashes slowly.

### 2. Position background



Press and hold teach-in button < 3 s.  
Yellow LED goes out.

## Sensing distance



**Australia**

Phone +61 3 9457 0600  
1800 33 48 02 – tollfree  
E-Mail sales@sick.com.au

**Belgium/Luxembourg**

Phone +32 (0)2 466 55 66  
E-Mail info@sick.be

**Brasil**

Phone +55 11 3215-4900  
E-Mail marketing@sick.com.br

**Canada**

Phone +1 905 771 14 44  
E-Mail information@sick.com

**Česká republika**

Phone +420 2 57 91 18 50  
E-Mail sick@sick.cz

**China**

Phone +86 4000 121 000  
E-Mail info.china@sick.net.cn  
Phone +852-2153 6300  
E-Mail ghk@sick.com.hk

**Danmark**

Phone +45 45 82 64 00  
E-Mail sick@sick.dk

**Deutschland**

Phone +49 211 5301-301  
E-Mail info@sick.de

**España**

Phone +34 93 480 31 00  
E-Mail info@sick.es

**France**

Phone +33 1 64 62 35 00  
E-Mail info@sick.fr

**Great Britain**

Phone +44 (0)1727 831121  
E-Mail info@sick.co.uk

**India**

Phone +91-22-4033 8333  
E-Mail info@sick-india.com

**Israel**

Phone +972-4-6881000  
E-Mail info@sick-sensors.com

**Italia**

Phone +39 02 27 43 41  
E-Mail info@sick.it

**Japan**

Phone +81 (0)3 5309 2112  
E-Mail support@sick.jp

**Magyarország**

Phone +36 1 371 2680  
E-Mail office@sick.hu

**Nederland**

Phone +31 (0)30 229 25 44  
E-Mail info@sick.nl

**Norge**

Phone +47 67 81 50 00  
E-Mail sick@sick.no

**Österreich**

Phone +43 (0)22 36 62 28 8-0  
E-Mail office@sick.at

**Polska**

Phone +48 22 837 40 50  
E-Mail info@sick.pl

**România**

Phone +40 356 171 120  
E-Mail office@sick.ro

**Russia**

Phone +7-495-775-05-30  
E-Mail info@sick.ru

**Schweiz**

Phone +41 41 619 29 39  
E-Mail contact@sick.ch

**Singapore**

Phone +65 6744 3732  
E-Mail sales.gsg@sick.com

**Slovenija**

Phone +386 (0)1-47 69 990  
E-Mail office@sick.si

**South Africa**

Phone +27 11 472 3733  
E-Mail info@sickautomation.co.za

**South Korea**

Phone +82 2 786 6321/4  
E-Mail info@sickkorea.net

**Suomi**

Phone +358-9-25 15 800  
E-Mail sick@sick.fi

**Sverige**

Phone +46 10 110 10 00  
E-Mail info@sick.se

**Taiwan**

Phone +886 2 2375-6288  
E-Mail sales@sick.com.tw

**Türkiye**

Phone +90 (216) 528 50 00  
E-Mail info@sick.com.tr

**United Arab Emirates**

Phone +971 (0) 4 88 65 878  
E-Mail info@sick.ae

**USA/México**

Phone +1(952) 941-6780  
1 (800) 325-7425 – tollfree  
E-Mail info@sickusa.com

More representatives and agencies  
at [www.sick.com](http://www.sick.com)