



Photoelectric sensors  
W4SLG-3V, Photoelectric retro-reflective sensor,  
autocollimation

WL4SLG-3K2432VS01



**Model Name** > [WL4SLG-3K2432VS01](#)  
**Part No.** > [1065697](#)



*Illustration may differ*

**At a glance**

- Precise laser light spot, laser class 1, no blind spots
- Stainless steel housing with washdown design
- Latest SICK proprietary ASIC and laser technologies for very good background suppression and ambient light immunity
- ECOLAB certified, tested to IP66, IP67, IP68 and IP69K enclosure rating
- Teach-in pushbutton can be switched between detection of transparent and tiny non-transparent objects
- IO-Link (optional)

**Your benefits**

- Precise laser light spot for highly accurate switching
- Washable stainless steel housing reduces bacterial contamination
- Innovative washdown design with sealed connections and unique patented membrane teach-in pushbutton
- High ambient light immunity reduces incorrect switching and ultimately machine downtime, even when modern energy-saving lights are used
- The highest degree of machine design flexibility. Outstanding BGS (background suppression) eliminates the effect of undesired background reflections. Autocollimation permits detection through very small drilled holes.
- IO-Link provides effortless initial diagnostics of system performance



**Features**

Sensor/detection principle:	Photoelectric retro-reflective sensor, autocollimation
Dimensions (W x H x D):	15.3 mm x 55.4 mm x 22.2 mm
Housing design:	Washdown <sup>1)</sup>
Housing design (light emission):	Rectangular
Mounting hole:	M3
Sensing range max.:	0 m ... 4.5 m <sup>2) 3)</sup>
Sensing range::	25 mm ... 300 mm <sup>4) 5)</sup>
Type of light:	Visible red light
Light source:	Laser <sup>6)</sup>
Laser class:	1, 1 (EN60825-1:2008-05 & IEC 60825-1:2007-03/CDRH 21 CFR 1040.10 & 1040.11)
Wave length:	650 nm
Off delay:	16 ms
Special features:	Deactivation delay, 15 ms (± 5 %), Supply voltage 10 ... 24 V DC
Adjustment:	Single teach-in button
Light spot size (distance):	Ø 1 mm (500 mm)

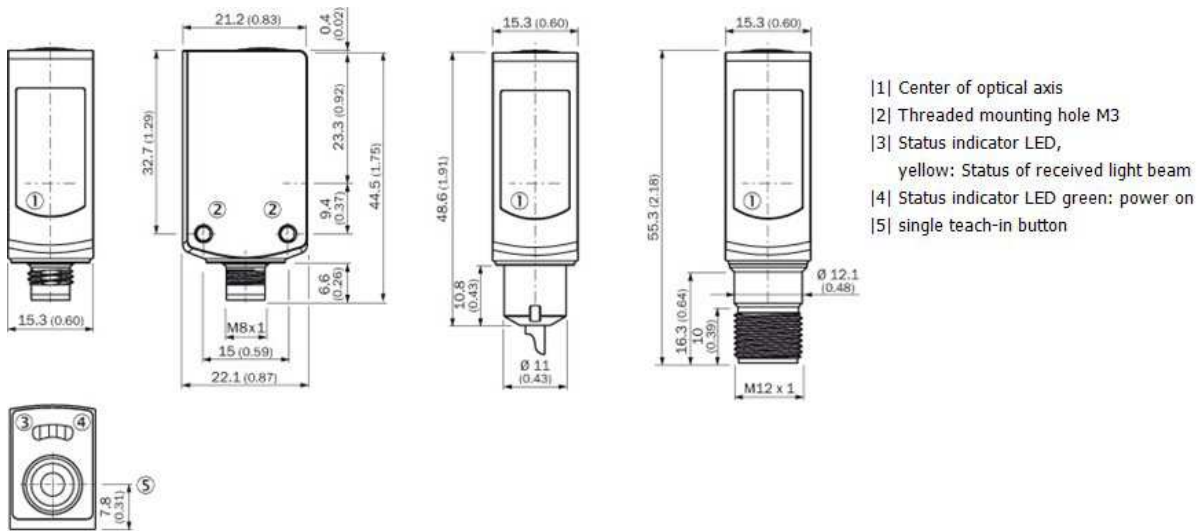
1) The essential difference between a standard/washdown product and a hygiene product is that where the process and contact with the medium (activity in the vicinity of the food) are concerned, the product is designed in accordance with the latest standards and hygiene design guidelines, and materials are selected accordingly 2) 4) REF-AC1000 3) 5) We recommend using reflective tape REF-AC1000 or reflectors based on this reflective tape, like P41F, PLV14-A, PLH25-M12 or PLH25-D12, to ensure reliable operation. Reflectors with larger-scaled triple structures should only be used after application clarification 6) Average service life 50,000 h at  $T_A = +25$  °C

## Mechanics/electronics

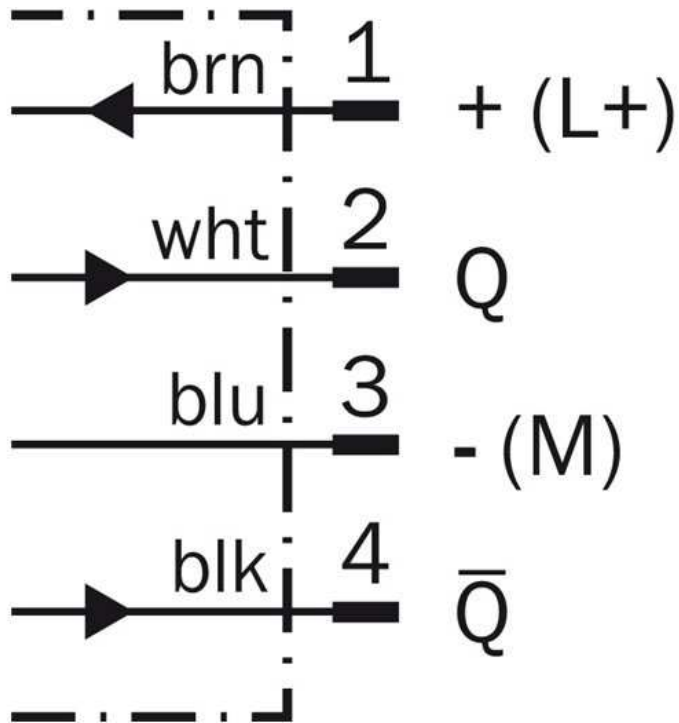
Supply voltage:	10 V DC ... 24 V DC <sup>1)</sup>
Ripple:	< 5 Vpp <sup>2)</sup>
Power consumption:	≤ 30 mA <sup>3)</sup>
Output type:	PNP <sup>4)</sup>
Output function:	Complementary
Switching mode:	Light/dark switching <sup>5)</sup>
Output current I <sub>max.</sub> :	≤ 50 mA
Response time:	≤ 0.33 ms <sup>6)</sup>
Switching frequency:	1,500 Hz <sup>7)</sup>
Connection type:	Connector M12, 4-pin <sup>8)</sup>
Circuit protection:::	A, B, C <sup>9) 10) 11)</sup>
Protection class:	III
Weight:	100 g
Polarisation filter:	✓
IO-Link:	-
Special device:	✓
Optics material:	PMMA
Enclosure rating:	IP 66, IP 67, IP 68, IP 69K <sup>12)</sup>
Special feature:	Detection of transparent objects
Ambient temperature operation:	-10 °C ... +50 °C
Ambient storage temperature:	-30 °C ... +70 °C
Ambient operating temperature extended:::	-30 °C ... +55 °C <sup>13) 14)</sup>
Housing material:	Stainless steel, Stainless steel V4A (1.4404, 316L)

1) Limit values, operation in short-circuit protected network max. 8 A <sup>2)</sup> May not exceed or fall short of  $V_S$  tolerances <sup>3)</sup> Without load <sup>4) 5)</sup> Q = light switching <sup>6)</sup> Signal transit time with resistive load <sup>7)</sup> With light/dark ratio 1:1 <sup>8)</sup> Tightening torque, max.: 0.7 Nm <sup>9)</sup> A =  $V_S$  connections reverse-polarity protected <sup>10)</sup> B = inputs and output reverse-polarity protected <sup>11)</sup> C = interference suppression <sup>12)</sup> Only in case of correctly mounted IP 69K connecting cable <sup>13)</sup> As of  $T_a = 50$  °C, a max. supply voltage  $V_{max.} = 24$  V and a max. load current  $I_{max.} = 50$  mA is permitted <sup>14)</sup> Using the sensor below  $T_a = -10$  °C is possible, if the sensor is turned on at  $T_a > -10$  °C, then the environment cools down and the sensor is not disconnected from the supply voltage during the whole time. It is not allowed to turn on the sensor below  $T_a = -10$  °C

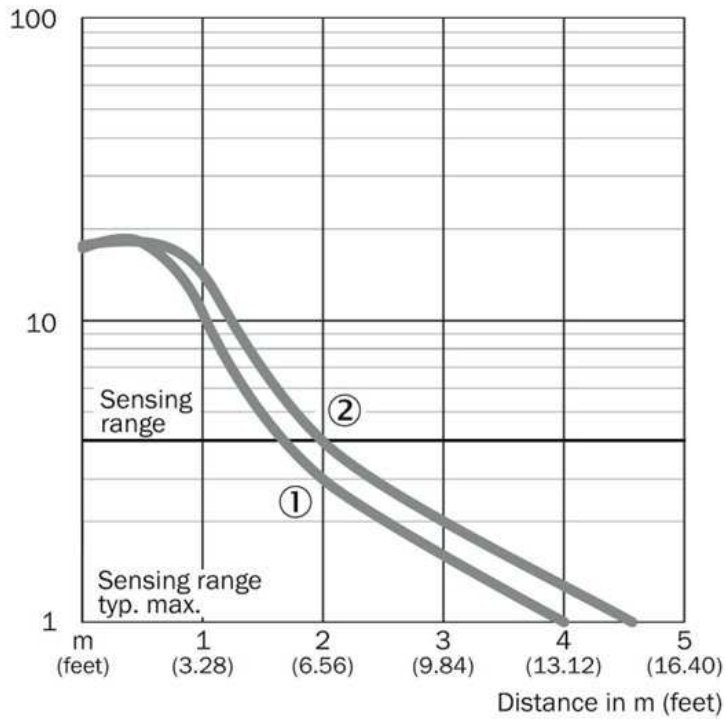
## Dimensional drawing



## Connection diagram

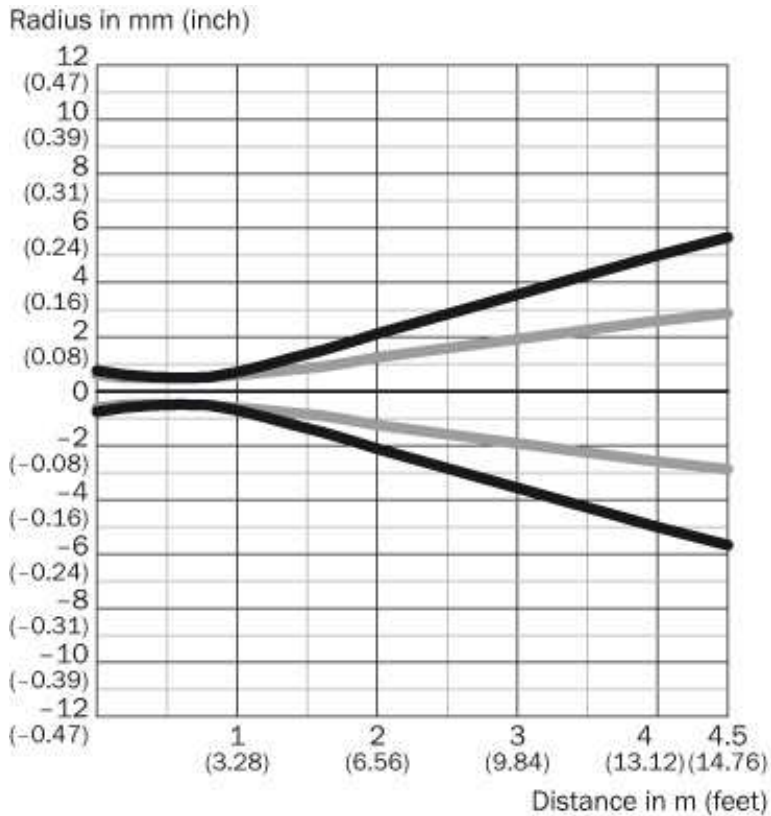


## Characteristic curve



[1] PLV14-A / PLH25-M12 / PLH25-D12  
 [2] P41F / REF-AC1000

## Light spot size

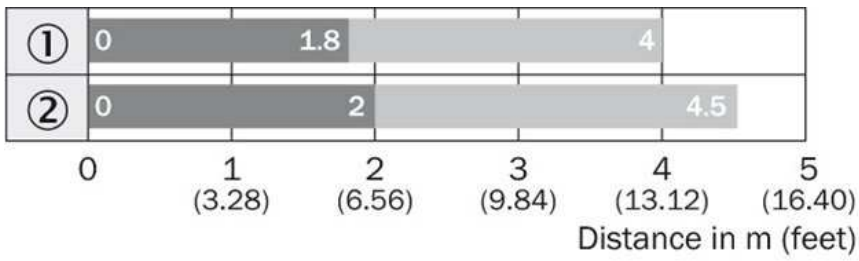


### Dimensions in mm (inch)

Sensing range	Vertical	Horizontal
<b>0.5 m</b> (1.64 feet)	< 1.0 (0.04)	< 1.0 (0.04)
<b>1 m</b> (3.28 feet)	1.5 (0.06)	1.2 (0.05)
<b>2 m</b> (6.56 feet)	4.3 (0.17)	2.6 (0.10)
<b>4.5 m</b> (14.76 feet)	11.3 (0.44)	5.6 (0.22)

— Vertical  
 — Horizontal

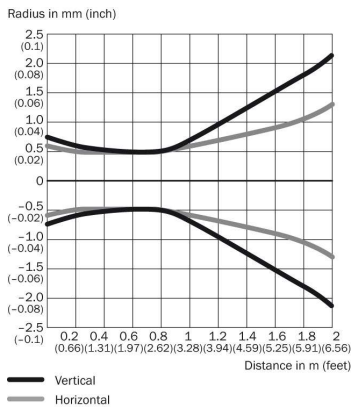
## Sensing range diagram



|1| PLV14-A / PLH25-M12 / PLH25-D12  
|2| P41F / REF-AC1000

■ Sensing range      ■ Sensing range max.

## Lichtfleckgröße (Detailansicht)



**Australia**

Phone +61 3 9457 0600  
1800 33 48 02 – tollfree  
E-Mail sales@sick.com.au

**Belgium/Luxembourg**

Phone +32 (0)2 466 55 66  
E-Mail info@sick.be

**Brasil**

Phone +55 11 3215-4900  
E-Mail marketing@sick.com.br

**Canada**

Phone +1 905 771 14 44  
E-Mail information@sick.com

**Česká republika**

Phone +420 2 57 91 18 50  
E-Mail sick@sick.cz

**China**

Phone +86 4000 121 000  
E-Mail info.china@sick.net.cn  
Phone +852-2153 6300  
E-Mail ghk@sick.com.hk

**Danmark**

Phone +45 45 82 64 00  
E-Mail sick@sick.dk

**Deutschland**

Phone +49 211 5301-301  
E-Mail info@sick.de

**España**

Phone +34 93 480 31 00  
E-Mail info@sick.es

**France**

Phone +33 1 64 62 35 00  
E-Mail info@sick.fr

**Great Britain**

Phone +44 (0)1727 831121  
E-Mail info@sick.co.uk

**India**

Phone +91-22-4033 8333  
E-Mail info@sick-india.com

**Israel**

Phone +972-4-6881000  
E-Mail info@sick-sensors.com

**Italia**

Phone +39 02 27 43 41  
E-Mail info@sick.it

**Japan**

Phone +81 (0)3 5309 2112  
E-Mail support@sick.jp

**Magyarország**

Phone +36 1 371 2680  
E-Mail office@sick.hu

**Nederland**

Phone +31 (0)30 229 25 44  
E-Mail info@sick.nl

**Norge**

Phone +47 67 81 50 00  
E-Mail sick@sick.no

**Österreich**

Phone +43 (0)22 36 62 28 8-0  
E-Mail office@sick.at

**Polska**

Phone +48 22 837 40 50  
E-Mail info@sick.pl

**România**

Phone +40 356 171 120  
E-Mail office@sick.ro

**Russia**

Phone +7-495-775-05-30  
E-Mail info@sick.ru

**Schweiz**

Phone +41 41 619 29 39  
E-Mail contact@sick.ch

**Singapore**

Phone +65 6744 3732  
E-Mail sales.gsg@sick.com

**Slovenija**

Phone +386 (0)1-47 69 990  
E-Mail office@sick.si

**South Africa**

Phone +27 11 472 3733  
E-Mail info@sickautomation.co.za

**South Korea**

Phone +82 2 786 6321/4  
E-Mail info@sickkorea.net

**Suomi**

Phone +358-9-25 15 800  
E-Mail sick@sick.fi

**Sverige**

Phone +46 10 110 10 00  
E-Mail info@sick.se

**Taiwan**

Phone +886 2 2375-6288  
E-Mail sales@sick.com.tw

**Türkiye**

Phone +90 (216) 528 50 00  
E-Mail info@sick.com.tr

**United Arab Emirates**

Phone +971 (0) 4 88 65 878  
E-Mail info@sick.ae

**USA/México**

Phone +1(952) 941-6780  
1 (800) 325-7425 – tollfree  
E-Mail info@sickusa.com

More representatives and agencies  
at [www.sick.com](http://www.sick.com)