



Photoelectric sensors
G10, Photoelectric proximity sensor, Background
suppression

GTB10-P1211



Model Name > **GTB10-P1211**
Part No. > **1065854**



Illustration may differ

At a glance

- Long sensing ranges: up to 1,200 mm with background suppression
- PinPoint LED with bright and precise light spot or infrared LED
- Immunity to ambient light
- 10 V DC ... 30 V DC or 24 V AC/DC ... 240 V AC/DC power supply with PNP/NPN or relay output
- Small housing design
- Rugged sensor housing with metal-reinforced holes for assembly
- Q-Lock assembly system for mounting and aligning the sensor within a few seconds

Your benefits

- Long sensing ranges for maximum operating reserves
- Powerful background suppression ensures precise detection, regardless of reflective surfaces and objects
- Efficient installation: the GTB10 and the Q-Lock assembly system save valuable hours when mounting and commissioning multiple sensors
- Universal DC or AC/DC power supply for even greater application flexibility
- Highly reliable and durable despite optical interference and mechanical loads
- Wide range of accessories simplifies sensor integration: aids for assembly and connectors



Features

Sensor/detection principle:	Photoelectric proximity sensor, Background suppression
Dimensions (W x H x D):	20 mm x 50 mm x 39 mm
Housing design (light emission):	Rectangular
Sensing range max.:	20 mm ... 950 mm ¹⁾
Type of light:	Visible red light
Light source:	PinPoint LED ²⁾
Wave length:	625 nm
Adjustment:	Potentiometer, 5 turns
Light spot size (distance):	Ø 8 mm (700 mm)

¹⁾ Object with 90 % reflectance (referred to standard white, DIN 5033) ²⁾ Average service life: 100,000 h at T_U = +25 °C

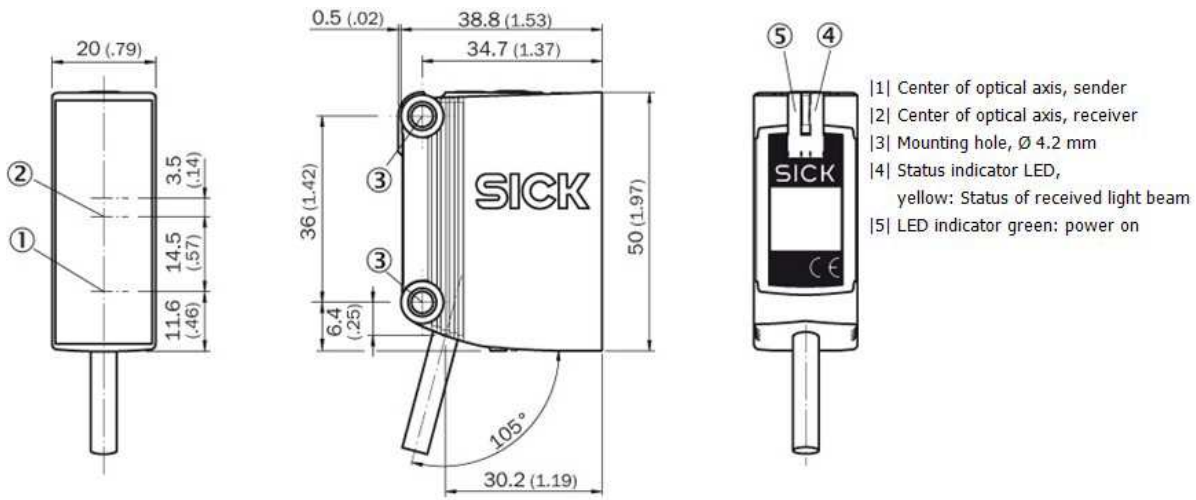
Mechanics/electronics

Supply voltage:	10 V DC ... 30 V DC ¹⁾
Ripple:	± 5 Vpp ²⁾

Power consumption:	≤ 20 mA
Output type:	PNP
Switching mode:	Light/dark switching
Switching mode selector:	Selectable via light/dark selector
Output current I _{max} :	≤ 100 mA
Response time:	≤ 500 μs ³⁾
Connection type:	Cable, 3-wire, 2 m ⁴⁾
Cable material:	PVC
Conductor cross-section:	0.14 mm ²
Circuit protection:::	A, B, C, D ^{5) 6) 7) 8)}
Protection class:	III
Weight:	90 g
Polarisation filter:	-
Special device:	-
Enclosure rating:	IP 67
EMC:	EN 60947-5-2
Ambient temperature operation:	-30 °C ... +60 °C
Ambient storage temperature:	-40 °C ... +70 °C
UL File No.:	NRKH.E348498 & NRKH7.E348498
Further standards:	UL325 ⁹⁾
Switching frequency max.:	1,000 Hz ¹⁰⁾
Housing material:	PVC/PMMA, Plastic

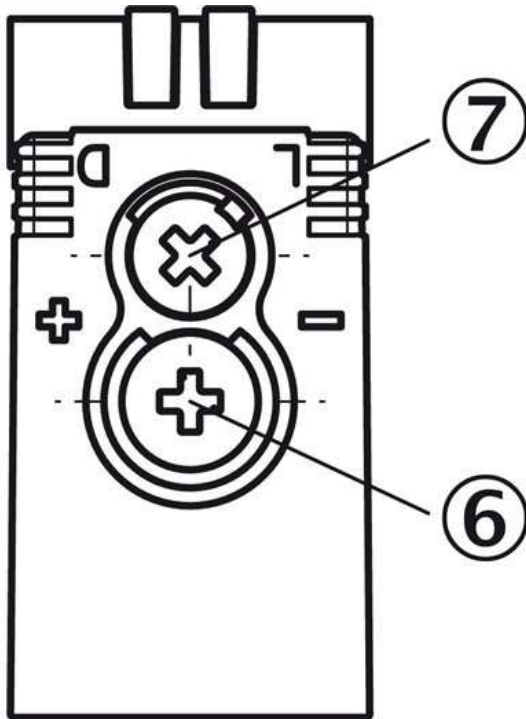
1) Limit values: operation in short-circuit protected network max. 8 A 2) May not exceed or fall below U_v tolerances 3) Signal transit time with resistive load 4) Do not bend below 0 °C 5) A = V_S connections reverse-polarity protected 6) B = inputs and output reverse-polarity protected 7) C = interference suppression 8) D = outputs overcurrent and short-circuit protected 9) Complies with the UL325 standard when used with sturdy protection hood (e.g. BEF-G10WSG, 2071960). 10) With light/dark ratio 1:1

Dimensional drawing



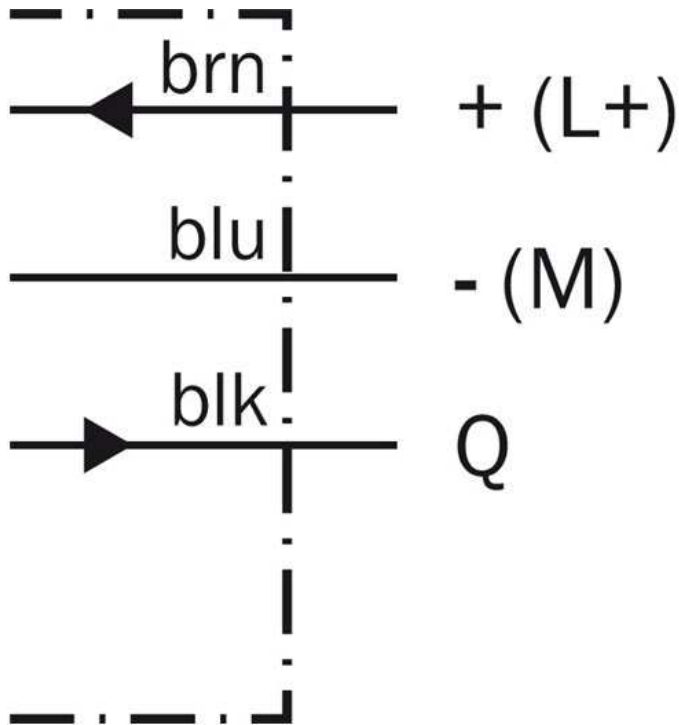
- [1] Center of optical axis, sender
- [2] Center of optical axis, receiver
- [3] Mounting hole, Ø 4.2 mm
- [4] Status indicator LED,
yellow: Status of received light beam
- [5] LED indicator green: power on

Adjustments possible

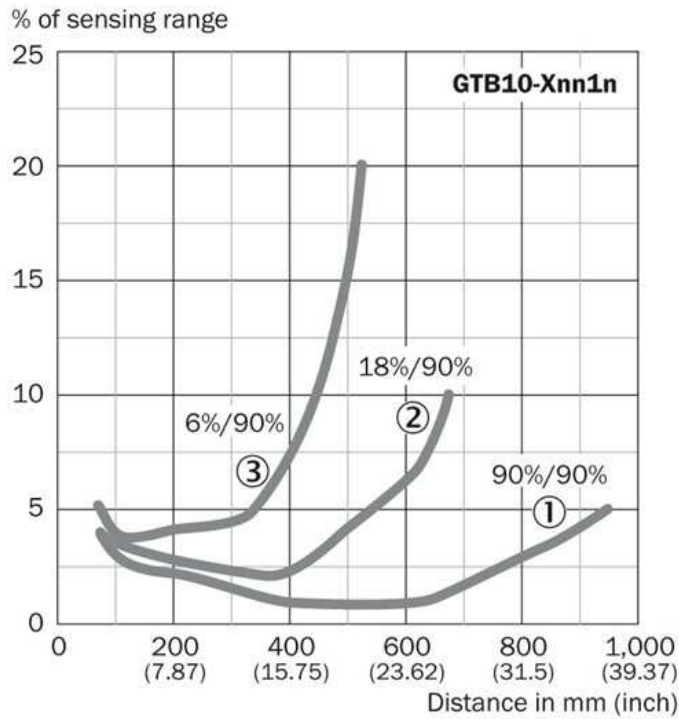


- [6] Sensing range adjustment
- [7] Light/dark selector

Connection diagram

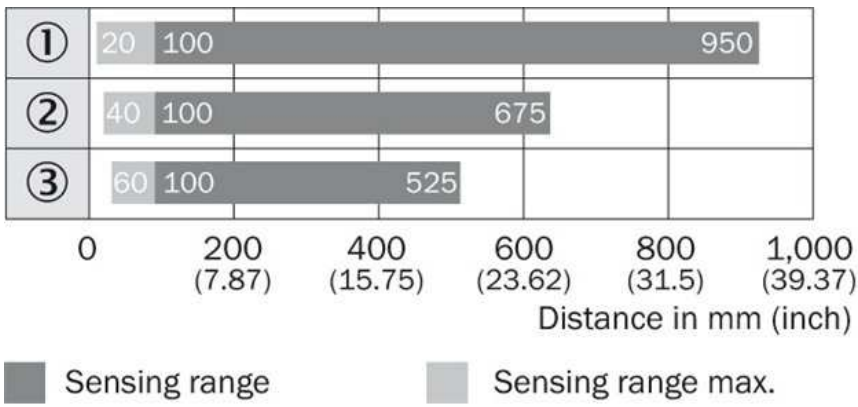


Characteristic curve



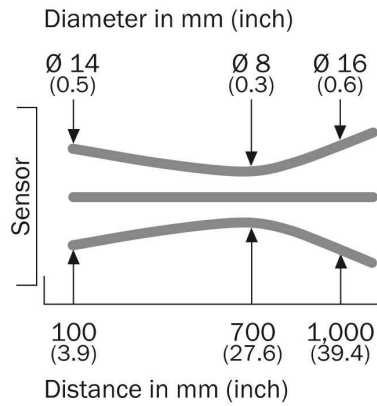
- [1] Sensing range on white, 90 % remission
- [2] Sensing range on gray, 18 % remission
- [3] Sensing range on black, 6 % remission

Sensing range diagram



- |1| Sensing range on white, 90 % remission
- |2| Sensing range on gray, 18 % remission
- |3| Sensing range on black, 6 % remission

Light spot size



Australia

Phone +61 3 9457 0600
1800 33 48 02 – tollfree
E-Mail sales@sick.com.au

Belgium/Luxembourg

Phone +32 (0)2 466 55 66
E-Mail info@sick.be

Brasil

Phone +55 11 3215-4900
E-Mail marketing@sick.com.br

Canada

Phone +1 905 771 14 44
E-Mail information@sick.com

Česká republika

Phone +420 2 57 91 18 50
E-Mail sick@sick.cz

China

Phone +86 4000 121 000
E-Mail info.china@sick.net.cn
Phone +852-2153 6300
E-Mail ghk@sick.com.hk

Danmark

Phone +45 45 82 64 00
E-Mail sick@sick.dk

Deutschland

Phone +49 211 5301-301
E-Mail info@sick.de

España

Phone +34 93 480 31 00
E-Mail info@sick.es

France

Phone +33 1 64 62 35 00
E-Mail info@sick.fr

Great Britain

Phone +44 (0)1727 831121
E-Mail info@sick.co.uk

India

Phone +91-22-4033 8333
E-Mail info@sick-india.com

Israel

Phone +972-4-6881000
E-Mail info@sick-sensors.com

Italia

Phone +39 02 27 43 41
E-Mail info@sick.it

Japan

Phone +81 (0)3 5309 2112
E-Mail support@sick.jp

Magyarország

Phone +36 1 371 2680
E-Mail office@sick.hu

Nederland

Phone +31 (0)30 229 25 44
E-Mail info@sick.nl

Norge

Phone +47 67 81 50 00
E-Mail sick@sick.no

Österreich

Phone +43 (0)22 36 62 28 8-0
E-Mail office@sick.at

Polska

Phone +48 22 837 40 50
E-Mail info@sick.pl

România

Phone +40 356 171 120
E-Mail office@sick.ro

Russia

Phone +7-495-775-05-30
E-Mail info@sick.ru

Schweiz

Phone +41 41 619 29 39
E-Mail contact@sick.ch

Singapore

Phone +65 6744 3732
E-Mail sales.gsg@sick.com

Slovenija

Phone +386 (0)1-47 69 990
E-Mail office@sick.si

South Africa

Phone +27 11 472 3733
E-Mail info@sickautomation.co.za

South Korea

Phone +82 2 786 6321/4
E-Mail info@sickkorea.net

Suomi

Phone +358-9-25 15 800
E-Mail sick@sick.fi

Sverige

Phone +46 10 110 10 00
E-Mail info@sick.se

Taiwan

Phone +886 2 2375-6288
E-Mail sales@sick.com.tw

Türkiye

Phone +90 (216) 528 50 00
E-Mail info@sick.com.tr

United Arab Emirates

Phone +971 (0) 4 88 65 878
E-Mail info@sick.ae

USA/México

Phone +1(952) 941-6780
1 (800) 325-7425 – tollfree
E-Mail info@sickusa.com

More representatives and agencies
at www.sick.com