



Incremental encoders DBS60 Core, Rotary

DBS60E-S1AK01000



Model Name > **DBS60E-S1AK01000**
Part No. > **1069715**



Illustration may differ

At a glance

- Face mount flange, servo flange, blind and through hollow shaft
- Housing unit: Ø58 mm; compact mounting depth, large bearing distance
- Flange and stator couplings enable diverse mounting options
- Resolution: up to 5,000 pulses
- Cable outlet, radial M23 or M12 connector
- TTL/RS-422 and HTL/push-pull, universal TTL/HTL interface with 4.5 V DC to 30 V DC
- Hollow shafts: metal up to Ø5/8", insulated up to Ø15 mm; front and rear clamping

Your benefits

- Diverse installation options due to different flange and shaft versions
- The universal cable outlet and radial connector allow use in tight spaces and makes flexible cable routing possible
- Compact housing dimensions save valuable space. The optional hollow shaft clamp on the back facilitates mounting.
- Protection of the encoder against high shaft temperatures and currents through optional isolated shafts
- Flanges and stator couplings with different mounting holes allow diverse mounting options with one encoder version
- Rugged design with large bearing distance allows high shaft loads and a longer service life
- The TTL/HTL combination interface enables less product variety and reduces storage costs



Performance

Error limits:	Measuring step deviation x 3
Measuring step deviation:	± 18 °/impulses per revolution
Measuring step:	90 °/electronically/pulses per revolution
Initialization time:	< 5 ms ¹⁾
Pulses per revolution:	1,000 ²⁾
Duty cycle:	≤ 0.5 ± 5 %

¹⁾ Valid signals can be read once this time has elapsed ²⁾ Available pulses per revolution see type code

Mechanical data

Mechanical interface:	Solid shaft, Servo flange
Shaft diameter:	6 mm x 10 mm ¹⁾

Mass:	0.3 kg ²⁾
Start up torque:	1.2 Ncm (+20 °C)
Operating torque:	1.1 Ncm (+20 °C)
Maximum operating speed:	9,000 /min ³⁾
Moment of inertia of the rotor:	33 gcm ²
Bearing lifetime:	3.6 x 10 ⁹ revolutions
Max. angular acceleration:	500,000 rad/s ²
Permissible shaft loading radial/axial::	100 N (radial), 50 N (axial) ^{4) 5)}
Shaft material:	Stainless steel
Operating speed:	6,000 /min ⁶⁾
Flange material:	Aluminum
Housing material:	Aluminum
Material, cable:	PVC
Stator coupling:	Flange with 3 x M3 and 3 x M4

1) Others on request ²⁾ For an encoder with connector outlet or cable with connector outlet ³⁾ Maximum speed where no mechanical damage on the encoder will happen. Reduced life time and lower signal quality possible. Note max. output frequency. ^{4) 5)} Higher values are possible using limited bearing life ⁶⁾ Self warming of 3.2 K per 1000 revolutions/min when applying note working temperature range

Electrical data

Electrical interface:	4.5 V ... 5.5 V, TTL/RS422
Electrical connection:	Cable, 8-wire, universal, 1.5 m ¹⁾
Operating power consumption (no load):	≤ 50 mA
Output current:	≤ 30 mA, per channel
Maximum output frequency:	300 kHz ²⁾
Reference signal, number:	1
Reference signal, position:	90 °, electronically, gated with A and B
MTTFd: mean time to dangerous failure:	500 a (EN ISO 13849-1) ³⁾
Short-circuit protection of the outputs:	1 ⁴⁾
Reverse polarity protection:	1
Initialisation time after power on:	< 5 ms ⁵⁾

1) The universal cable outlet is positioned in such a way, that it is possible to lay the cable in a radial or axial direction without kinking it ²⁾ Up to 450 kHz on request ³⁾

This product is a standard product and does not constitute a safety component as defined in the Machinery Directive.

Calculation based on nominal load of components, average ambient

temperature 40°C, frequency of use 8760 h/a. All

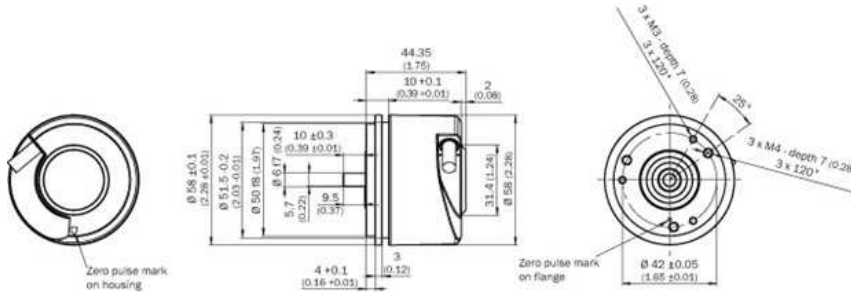
electronic failures are considered hazardous. For more information, see document no. 8015532. ⁴⁾ Short-circuit opposite to another channel or GND permissible for max. 60 s. No protection signal against U_S ⁵⁾ Valid signals can be read once this time has elapsed

Ambient data

EMC:	(according to EN 61000-6-2 and EN 61000-6-3)
Working temperature range:	-20 °C ... +85 °C ¹⁾
Storage temperature range:	-40 °C ... +100 °C, without package
Resistance to shocks:	250 g, 3 ms (according to EN 60068-2-27)
Resistance to vibration:	30 g, 10 Hz ... 2,000 Hz (according to EN 60068-2-6)
Enclosure rating:	IP 65 (according to IEC 60529), shaft side, IP 67 (according to IEC 60529), housing side ²⁾
Permissible relative humidity:	90 % (condensation of the optical scanning not permitted)

1) These values relate to all mechanical versions including recommended accessories unless otherwise noted. 2) With mating connector fitted

Dimensional drawing

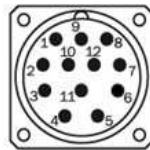
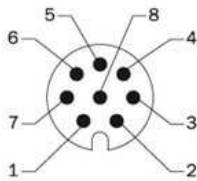


PIN assignment

8-core cable

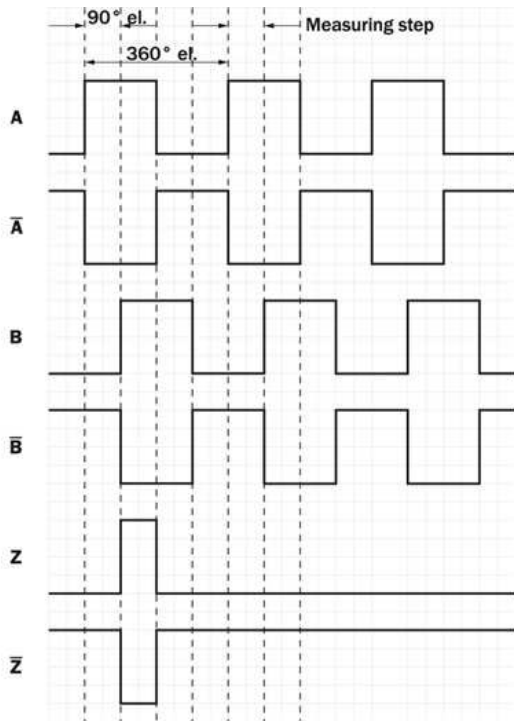
View of M12 device connector on cable

View of M23 device connector on cable

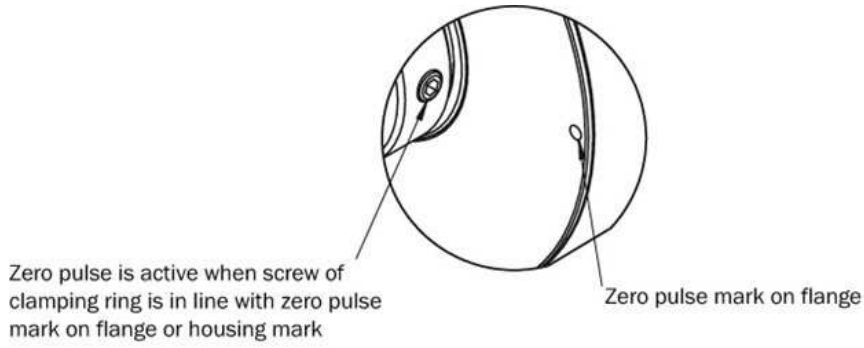


Colour of wires	Pin 12-pole in M12	Pin 12-pole in M23	Signal OC	Signal TTL; HTL	Explanation
Brown	1	6	Not connected	A-	Signal line
White	2	5	A	A	Signal line
Black	3	1	Not connected	B-	Signal line
Pink	4	8	B	B	Signal line
Yellow	5	4	Not connected	Z-	Signal line
Lilac	6	3	Z	Z	Signal line
Blue	7	10	GND	GND	Ground connection of the Encoder
Red	8	12	+Us	+Us	Supply voltage
-	-	9	Not connected	Not connected	Not connected
-	-	2	Not connected	Not connected	Not connected
-	-	11	Not connected	Not connected	Not connected
-	-	7	Not connected	Not connected	Not connected
Screen	Screen	Screen	Screen	Screen	Screen (Screen connected to Encoder housing)

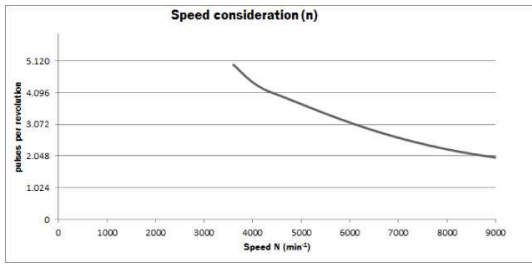
Signalausgänge



Zero pulse explanation



Maximum revolution range



Australia

Phone +61 3 9457 0600
1800 33 48 02 – tollfree
E-Mail sales@sick.com.au

Belgium/Luxembourg

Phone +32 (0)2 466 55 66
E-Mail info@sick.be

Brasil

Phone +55 11 3215-4900
E-Mail marketing@sick.com.br

Canada

Phone +1 905 771 14 44
E-Mail information@sick.com

Česká republika

Phone +420 2 57 91 18 50
E-Mail sick@sick.cz

China

Phone +86 4000 121 000
E-Mail info.china@sick.net.cn
Phone +852-2153 6300
E-Mail ghk@sick.com.hk

Danmark

Phone +45 45 82 64 00
E-Mail sick@sick.dk

Deutschland

Phone +49 211 5301-301
E-Mail info@sick.de

España

Phone +34 93 480 31 00
E-Mail info@sick.es

France

Phone +33 1 64 62 35 00
E-Mail info@sick.fr

Great Britain

Phone +44 (0)1727 831121
E-Mail info@sick.co.uk

India

Phone +91-22-4033 8333
E-Mail info@sick-india.com

Israel

Phone +972-4-6881000
E-Mail info@sick-sensors.com

Italia

Phone +39 02 27 43 41
E-Mail info@sick.it

Japan

Phone +81 (0)3 5309 2112
E-Mail support@sick.jp

Magyarország

Phone +36 1 371 2680
E-Mail office@sick.hu

Nederland

Phone +31 (0)30 229 25 44
E-Mail info@sick.nl

Norge

Phone +47 67 81 50 00
E-Mail sick@sick.no

Österreich

Phone +43 (0)22 36 62 28 8-0
E-Mail office@sick.at

Polska

Phone +48 22 837 40 50
E-Mail info@sick.pl

România

Phone +40 356 171 120
E-Mail office@sick.ro

Russia

Phone +7-495-775-05-30
E-Mail info@sick.ru

Schweiz

Phone +41 41 619 29 39
E-Mail contact@sick.ch

Singapore

Phone +65 6744 3732
E-Mail sales.gsg@sick.com

Slovenija

Phone +386 (0)1-47 69 990
E-Mail office@sick.si

South Africa

Phone +27 11 472 3733
E-Mail info@sickautomation.co.za

South Korea

Phone +82 2 786 6321/4
E-Mail info@sickkorea.net

Suomi

Phone +358-9-25 15 800
E-Mail sick@sick.fi

Sverige

Phone +46 10 110 10 00
E-Mail info@sick.se

Taiwan

Phone +886 2 2375-6288
E-Mail sales@sick.com.tw

Türkiye

Phone +90 (216) 528 50 00
E-Mail info@sick.com.tr

United Arab Emirates

Phone +971 (0) 4 88 65 878
E-Mail info@sick.ae

USA/México

Phone +1(952) 941-6780
1 (800) 325-7425 – tollfree
E-Mail info@sickusa.com

More representatives and agencies
at www.sick.com