



Fiber-optic sensors  
WLL260, Fiber-optic photoelectric sensor

WLL260-R240



**Model Name** > **WLL260-R240**  
**Part No.** > **6009503**



Illustration may differ

**At a glance**

- Fiber-optic cable for proximity version
- Fiber-optic cable for through-beam version
- Mounting bracket is included
- Light/dark switching
- M12 connector or easily accessible terminal connection compartment
- Models for 10 - 30 V DC or 12 - 240 V DC/ 24 – 240 V AC voltage supply

**Your benefits**

- A diverse range of fiber-optic cables provide reliable detection of objects, even in the tightest of spaces
- Controls are protected under a cover, reducing tampering
- Easily accessible terminal connection compartment simplifies electrical connection
- Assembly compatibility - DC devices and DC/AC devices available in the same design



**Features**

Dimensions (W x H x D):	25 mm x 77.8 mm x 63 mm
Sensing range max.::	0 mm ... 110 mm, proximity system, 0 mm ... 65 mm, proximity system, 0 mm ... 800 mm, through-beam system <sup>1) 2) 3) 4) 5)</sup>
Sensing range:::	0 mm ... 50 mm, proximity system, 0 mm ... 700 mm, through-beam system, 0 mm ... 90 mm, proximity system <sup>6) 7) 8)</sup>
Light source:	LED <sup>9)</sup>
Type of light:	Visible red light
Sensitivity adjustment:	Potentiometer, 270°
Time type:	Off delay, On delay, Without time delay, One shot
Delay time:	Adjustable via time control:, Adjustable via time delay selector switch: 0.1 ... 5 s
Indication:	LED
Light spot diameter (distance):	Depends on scanning range
Sensor/detection principle:	Fiber-optic photoelectric sensor
Housing design (light emission):	Rectangular

<sup>1) 3)</sup> Object with 90 % reflectance (referred to standard white DIN 5033) <sup>2) 5) 6) 8)</sup> LIS/LIB <sup>4) 7)</sup> With special fibre-optic cable <sup>9)</sup> Average service life of 100,000 h at T

A = +25 °C

## Mechanics/electronics

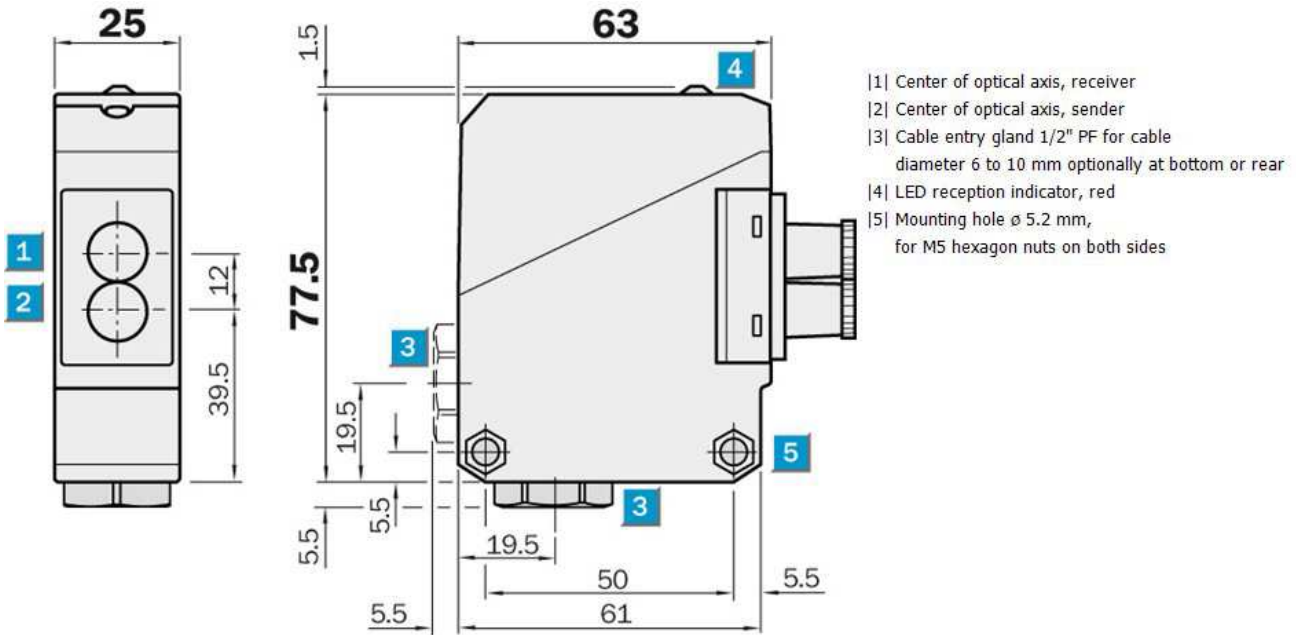
---

Enclosure rating:	IP 66
Supply voltage::	12 V DC ... 240 V DC, 24 V AC ... 240 V AC <sup>1) 2)</sup>
Output type:	Relay, Light/dark-switching, selectable via light/dark selector, NO, electrically isolated <sup>3)</sup>
Response time:	≤ 20 ms
Switching frequency:	25 Hz <sup>4)</sup>
Electrical connection:	Cable gland
Protection class:	II <sup>5)</sup>
Circuit protection::	A, C <sup>6) 7)</sup>
Housing material:	ABS
Ambient temperature operation:	-25 °C ... 55 °C
Ambient storage temperature:	-40 °C ... 70 °C
Weight:	120 g
Items supplied:	Mounting bracket BEF-W260
Power consumption:	≤ 5 VA
Switching current (switching voltage):	3 A (240 V AC), 3 A (30 V DC)
Usage category:	AC-15, DC-13, According to EN 60947-1
UL File-No.:	UL No. NRNT2.E128350 & cUL No. NRNT8.E128350

Provide suitable spark suppression for inductive or capacitive loads;

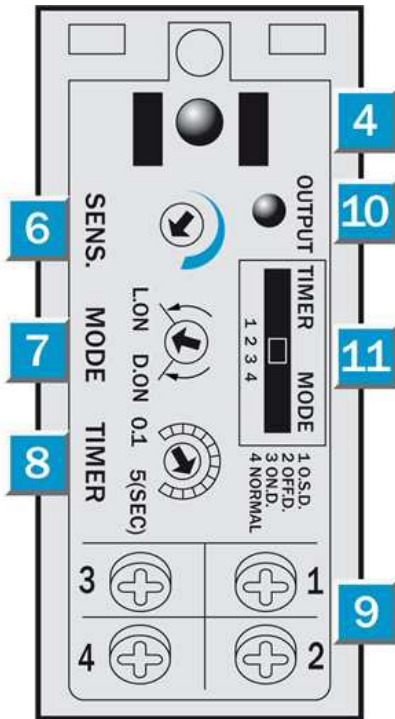
1)  $\pm 10\%$  2) <sup>3)</sup> Provide suitable spark suppression for inductive or capacitive loads <sup>4)</sup> With light/dark ratio 1:1 <sup>5)</sup> Rated voltage 250 V AC/DC <sup>6)</sup> A = V<sub>S</sub> connections  
reverse-polarity protected <sup>7)</sup> C = interference suppression

**Dimensional drawing**



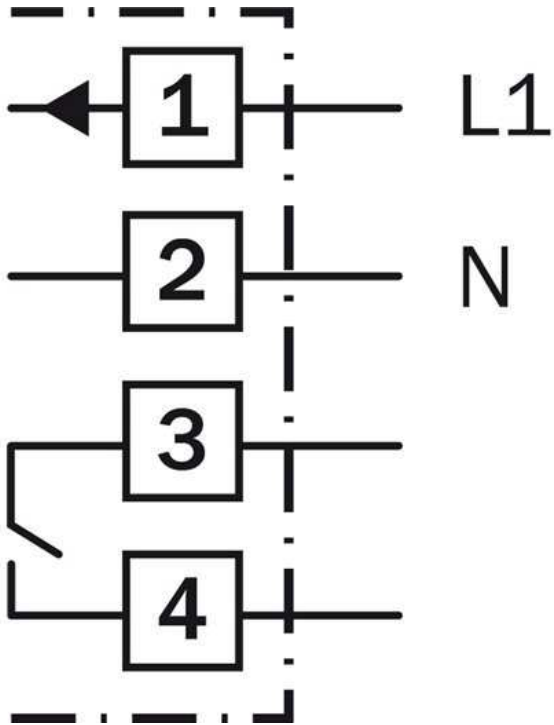
- |1| Center of optical axis, receiver
- |2| Center of optical axis, sender
- |3| Cable entry gland 1/2" PF for cable diameter 6 to 10 mm optionally at bottom or rear
- |4| LED reception indicator, red
- |5| Mounting hole  $\varnothing$  5.2 mm, for M5 hexagon nuts on both sides

**Adjustments possible**

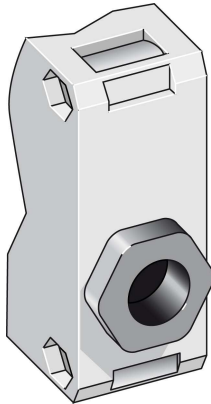


- |4| LED signal strength indicator, red
- |6| Sensitivity adjustment
- |7| Light/ dark rotary switch L = light switching, D = dark switching
- |8| Time control
- |9| Terminals
- |10| Red LED status indicator, switching output active
- |11| Time delay selector switch O.S.D.=One Shot OFF.D.= Off delay ON.D.= ON delay Normal= No del

Connection diagram



Connection type



**Australia**

Phone +61 3 9457 0600  
1800 33 48 02 – tollfree  
E-Mail sales@sick.com.au

**Belgium/Luxembourg**

Phone +32 (0)2 466 55 66  
E-Mail info@sick.be

**Brasil**

Phone +55 11 3215-4900  
E-Mail marketing@sick.com.br

**Canada**

Phone +1 905 771 14 44  
E-Mail information@sick.com

**Česká republika**

Phone +420 2 57 91 18 50  
E-Mail sick@sick.cz

**China**

Phone +86 4000 121 000  
E-Mail info.china@sick.net.cn  
Phone +852-2153 6300  
E-Mail ghk@sick.com.hk

**Danmark**

Phone +45 45 82 64 00  
E-Mail sick@sick.dk

**Deutschland**

Phone +49 211 5301-301  
E-Mail info@sick.de

**España**

Phone +34 93 480 31 00  
E-Mail info@sick.es

**France**

Phone +33 1 64 62 35 00  
E-Mail info@sick.fr

**Great Britain**

Phone +44 (0)1727 831121  
E-Mail info@sick.co.uk

**India**

Phone +91-22-4033 8333  
E-Mail info@sick-india.com

**Israel**

Phone +972-4-6881000  
E-Mail info@sick-sensors.com

**Italia**

Phone +39 02 27 43 41  
E-Mail info@sick.it

**Japan**

Phone +81 (0)3 5309 2112  
E-Mail support@sick.jp

**Magyarország**

Phone +36 1 371 2680  
E-Mail office@sick.hu

**Nederland**

Phone +31 (0)30 229 25 44  
E-Mail info@sick.nl

**Norge**

Phone +47 67 81 50 00  
E-Mail sick@sick.no

**Österreich**

Phone +43 (0)22 36 62 28 8-0  
E-Mail office@sick.at

**Polska**

Phone +48 22 837 40 50  
E-Mail info@sick.pl

**România**

Phone +40 356 171 120  
E-Mail office@sick.ro

**Russia**

Phone +7-495-775-05-30  
E-Mail info@sick.ru

**Schweiz**

Phone +41 41 619 29 39  
E-Mail contact@sick.ch

**Singapore**

Phone +65 6744 3732  
E-Mail sales.gsg@sick.com

**Slovenija**

Phone +386 (0)1-47 69 990  
E-Mail office@sick.si

**South Africa**

Phone +27 11 472 3733  
E-Mail info@sickautomation.co.za

**South Korea**

Phone +82 2 786 6321/4  
E-Mail info@sickkorea.net

**Suomi**

Phone +358-9-25 15 800  
E-Mail sick@sick.fi

**Sverige**

Phone +46 10 110 10 00  
E-Mail info@sick.se

**Taiwan**

Phone +886 2 2375-6288  
E-Mail sales@sick.com.tw

**Türkiye**

Phone +90 (216) 528 50 00  
E-Mail info@sick.com.tr

**United Arab Emirates**

Phone +971 (0) 4 88 65 878  
E-Mail info@sick.ae

**USA/México**

Phone +1(952) 941-6780  
1 (800) 325-7425 – tollfree  
E-Mail info@sickusa.com

More representatives and agencies  
at [www.sick.com](http://www.sick.com)