



## Fork sensors WF, WFnext

WF120-40B410



**Model Name** > [WF120-40B410](#)  
**Part No.** > [6028435](#)



*Illustration may differ*

**At a glance**

- Infrared light source
- Simple and accurate adjustment via teach-in or manually via "+"/"-" buttons
- Fast response time (max. 100 µs)
- PNP and NPN switching output
- Light/dark switching function
- 21 different models with different fork widths and depths
- Rugged, IP 65 aluminum housing

**Your benefits**

- Fast response time and fine resolution ensure reliable detection even at high speeds
- Infrared light source provides excellent ambient light immunity
- User friendly setting via teach-in or "+"/"-" button
- A wide range of different fork sizes enables flexible installation
- The aluminum housing meets all requirements for use in harsh industrial conditions



**Features**

Functional principle:	Optical detection principle
Fork width:	120 mm
Fork depth:	42 mm
Label detection:	-
Light source:	LED
Type of light:	Infrared light
Adjustment:	Manual ("+"/"-" button)
Output function:	Light/darkswitching, selectable via button
Housing design (light emission):	Fork shaped
Minimum detectable object (MDO):	0.2 mm

**Mechanics/electronics**

Residual ripple <sup>1)</sup> :	< 10 %
Power consumption <sup>2)</sup> :	40 mA
Switching frequency <sup>3)</sup> :	10 kHz
Response time <sup>4)</sup> :	100 µs
Stability of response time:	± 20 µs
Output type:	NPN: HIGH = approx. VS / LOW ≤ 2 V PNP: HIGH = VS- ≤ 2 V / LOW approx. 0 V

Switching mode:	PNP/NPN
Output current I <sub>max.</sub> :	100 mA
Initialization time:	100 ms
Electrical connection:	Connector M8, 4-pin
Protection class <sup>5)</sup> :	III
Circuit protection:	VS connections reverse-polarity protected Output Q short-circuit protected Interference suppression
Enclosure rating:	IP 65
Weight:	Ca. 36 g ... 160 g <sup>6)</sup>
Housing material:	Aluminum, Metal
Supply voltage:	10 V DC ... 30 V DC <sup>7)</sup>
Ambient light immunity:	Sunlight: ≤ 10,000 klx
Fieldbus interface:	-

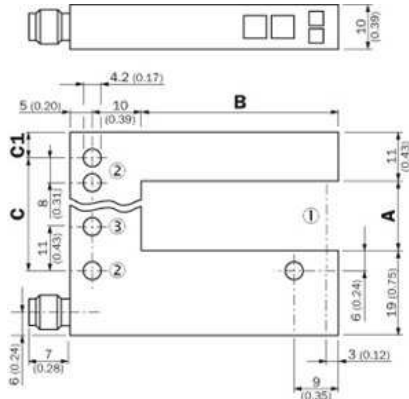
1) May not exceed or fall short of V<sub>S</sub> tolerances <sup>2)</sup> Without load <sup>3)</sup> With light/dark ratio 1:1 <sup>4)</sup> Signal transit time with resistive load <sup>5)</sup> Reference voltage DC 50 V <sup>6)</sup>  
 Depending on fork width <sup>7)</sup> Limit values, reverse-polarity protected, operation in short-circuit protected network: max. 8 A

### Ambient data

Shock load:	According to EN 60068-2-27
UL File No.:	NRKH.E191603
Ambient temperature operation:	-20 °C ... +60 °C <sup>1)</sup>
Ambient storage temperature:	-30 °C ... +80 °C

<sup>1)</sup> Do not bend below 0 °C

### Dimensional drawing

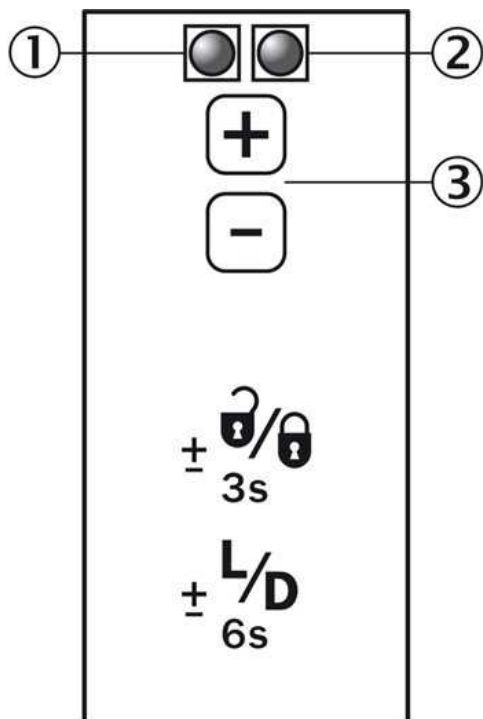


Dimensions in mm (inch)

	A Fork width	B Fork depth	C	C1
WF2	2 (0.08)	42/59/95 (1.65/2.32/3.74)	14 (0.55)	5 (0.20)
WF5	5 (0.20)	42/59/95 (1.65/2.32/3.74)	14 (0.55)	6.5 (0.26)
WF15	15 (0.59)	42/59/95 (1.65/2.32/3.74)	27 (1.06)	5 (0.20)
WF30	30 (1.18)	42/59/95 (1.65/2.32/3.74)	42 (1.65)	5 (0.20)
WF50	50 (1.97)	42/59/95 (1.65/2.32/3.74)	51 (2.01)	16 (0.63)
WF80	80 (3.15)	42/59/95 (1.65/2.32/3.74)	81 (3.19)	16 (0.63)
WF120	120 (4.72)	42/59/95 (1.65/2.32/3.74)	121 (4.76)	16 (0.63)

- |1| Optical axis
- |2| Mounting hole, Ø 4.2 mm
- |3| WF50/80/120 only

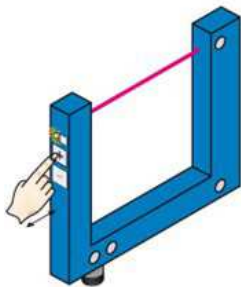
## Adjustments



- |1| Function signal indicator (yellow), switching output
- |2| Function indicator (red)
- |3| "+"/"-" buttons and function button

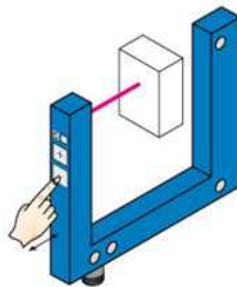
## Bedienhinweis

### 1. No object in the beam path



The yellow function indicator illuminates when the light received is at its optimum level. If necessary, increase sensitivity using the "+" button.

### 2. Object in the beam path



Yellow function indicator goes out. If necessary, reduce sensitivity using the "-" button.

**Australia**

Phone +61 3 9457 0600  
1800 33 48 02 – tollfree  
E-Mail sales@sick.com.au

**Belgium/Luxembourg**

Phone +32 (0)2 466 55 66  
E-Mail info@sick.be

**Brasil**

Phone +55 11 3215-4900  
E-Mail marketing@sick.com.br

**Canada**

Phone +1 905 771 14 44  
E-Mail information@sick.com

**Česká republika**

Phone +420 2 57 91 18 50  
E-Mail sick@sick.cz

**China**

Phone +86 4000 121 000  
E-Mail info.china@sick.net.cn  
Phone +852-2153 6300  
E-Mail ghk@sick.com.hk

**Danmark**

Phone +45 45 82 64 00  
E-Mail sick@sick.dk

**Deutschland**

Phone +49 211 5301-301  
E-Mail info@sick.de

**España**

Phone +34 93 480 31 00  
E-Mail info@sick.es

**France**

Phone +33 1 64 62 35 00  
E-Mail info@sick.fr

**Great Britain**

Phone +44 (0)1727 831121  
E-Mail info@sick.co.uk

**India**

Phone +91-22-4033 8333  
E-Mail info@sick-india.com

**Israel**

Phone +972-4-6881000  
E-Mail info@sick-sensors.com

**Italia**

Phone +39 02 27 43 41  
E-Mail info@sick.it

**Japan**

Phone +81 (0)3 5309 2112  
E-Mail support@sick.jp

**Magyarország**

Phone +36 1 371 2680  
E-Mail office@sick.hu

**Nederland**

Phone +31 (0)30 229 25 44  
E-Mail info@sick.nl

**Norge**

Phone +47 67 81 50 00  
E-Mail sick@sick.no

**Österreich**

Phone +43 (0)22 36 62 28 8-0  
E-Mail office@sick.at

**Polska**

Phone +48 22 837 40 50  
E-Mail info@sick.pl

**România**

Phone +40 356 171 120  
E-Mail office@sick.ro

**Russia**

Phone +7-495-775-05-30  
E-Mail info@sick.ru

**Schweiz**

Phone +41 41 619 29 39  
E-Mail contact@sick.ch

**Singapore**

Phone +65 6744 3732  
E-Mail sales.gsg@sick.com

**Slovenija**

Phone +386 (0)1-47 69 990  
E-Mail office@sick.si

**South Africa**

Phone +27 11 472 3733  
E-Mail info@sickautomation.co.za

**South Korea**

Phone +82 2 786 6321/4  
E-Mail info@sickkorea.net

**Suomi**

Phone +358-9-25 15 800  
E-Mail sick@sick.fi

**Sverige**

Phone +46 10 110 10 00  
E-Mail info@sick.se

**Taiwan**

Phone +886 2 2375-6288  
E-Mail sales@sick.com.tw

**Türkiye**

Phone +90 (216) 528 50 00  
E-Mail info@sick.com.tr

**United Arab Emirates**

Phone +971 (0) 4 88 65 878  
E-Mail info@sick.ae

**USA/México**

Phone +1(952) 941-6780  
1 (800) 325-7425 – tollfree  
E-Mail info@sickusa.com

More representatives and agencies  
at [www.sick.com](http://www.sick.com)