



Photoelectric sensors
W250-2, Photoelectric retro-reflective sensor,
Standard optics

WL250-2R1531



Model Name > **WL250-2R1531**
Part No. > **6044700**



Illustration may differ

At a glance

- Versions for 10 - 30 V DC or 24 - 240 V DC/ 24 – 240 V AC voltage supply in compact design
- Mounting bracket and P250 reflector included in delivery
- Visible red Bright Light LED
- Potentiometer sensitivity adjustment with indicator
- Operating mode (light/dark) selectable via control wire
- Cable or rotatable M12 connector

Your benefits

- Visible red Bright Light LED for simpler alignment of the sensors
- Universal AC/DC voltage variants provide high performance and increased flexibility in environments with limited space
- Mounting kit reduces installation time
- Simple power control for individual application adjustments via potentiometer
- Operating mode (light/dark) is selectable via a control cable to reduce the number of device variants
- Mounting compatibility - DC devices and DC/AC devices available in same design
- Polarizing filter ensures reliable detection, even with shiny targets



Features

Sensor/detection principle:	Photoelectric retro-reflective sensor, Standard optics
Dimensions (W x H x D):	20 mm x 60 mm x 43.9 mm
Housing design (light emission):	Rectangular
Sensing range max.::	0.01 m ... 12 m, 0.01 m ... 15 m ^{1) 2)}
Sensing range::	0.01 m ... 11 m, 0.01 m ... 13 m ^{3) 4)}
Type of light:	Visible red light
Light source:	BrightLight LED ⁵⁾
Angle of dispersion:	Ca. 2 °
Adjustment:	Potentiometer, 2 turns
Light spot size (distance):	Ø 260 mm (8 m)

^{1) 3)} PL80A ^{2) 4)} P250 ⁵⁾ Average service life of 100,000 h at T_A = +25 °C ⁶⁾ With position indicator

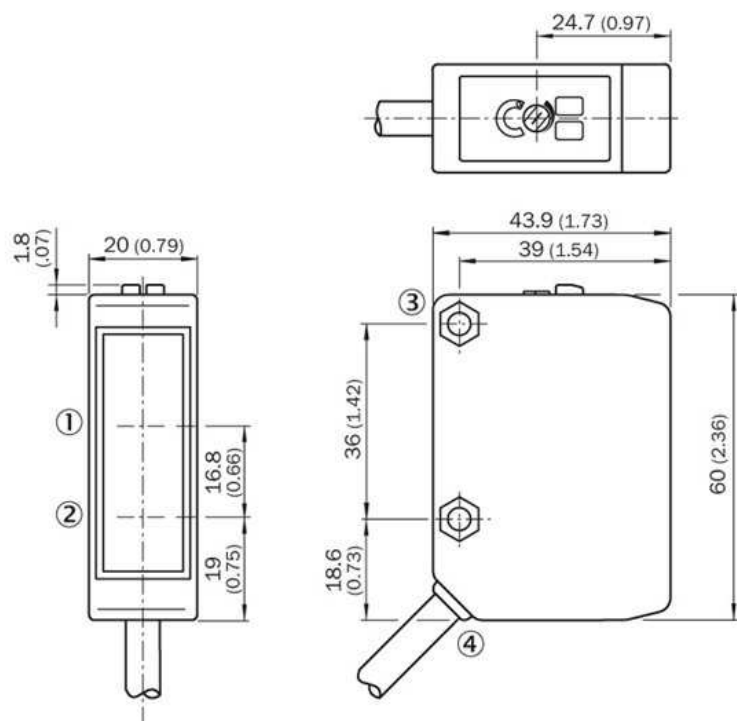
Mechanics/electronics

Supply voltage::	24 V AC/DC ... 240 V AC/DC, 24 V DC ... 240 V DC ^{1) 2)}
Power consumption:	≤ 5 VA

Output type:	Relay, electrically isolated ³⁾
Output function:	Change-over contacts
Switching mode:	Light switching ⁴⁾
Switching current (switching voltage):	3 A (240 V AC), 3 A (30 V DC)
Response time:	≤ 15 ms
Switching frequency:	33 Hz ⁵⁾
Electrical connection:	Cable, 5-wire, 2 m ⁶⁾
Cable material:	PVC
Conductor cross-section:	0.76 mm ²
Cable diameter:	Ø 6.4 mm
Circuit protection:	A, C ^{7) 8)}
Protection class:	II ⁹⁾
Overvoltage category:	2
Weight:	160 g
Polarisation filter:	✓
Special device:	-
Optics material:	PMMA
Enclosure rating:	IP 67
Items supplied:	BEF-W250 mounting bracket, Reflector P250
Usage category:	AC-15, DC-13, According to EN 60947-1
EMC:	EN 60947-5-2 ¹⁰⁾
Ambient temperature operation:	-25 °C ... +55 °C
Ambient storage temperature:	-40 °C ... +70 °C
UL File No.:	NRKH2.E300503 & NRKH8.E300503
Housing material:	ABS, Plastic

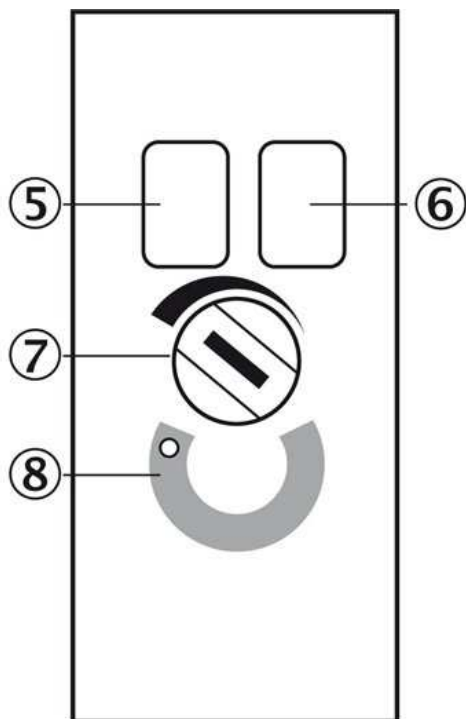
1) 2) ±10 % 3) 4) Provide suitable spark suppression for inductive or capacitive loads 5) With light/dark ratio 1:1 6) Do not bend below 0 °C 7) A = V_S connections
reverse-polarity protected 8) C = interference suppression 9) Reference voltage: 250 V AC 10) The AC/DC devices meet the interference suppression requirements for
industrial use (interference suppression class A). When used in residential areas it can cause interference.

Dimensional drawing



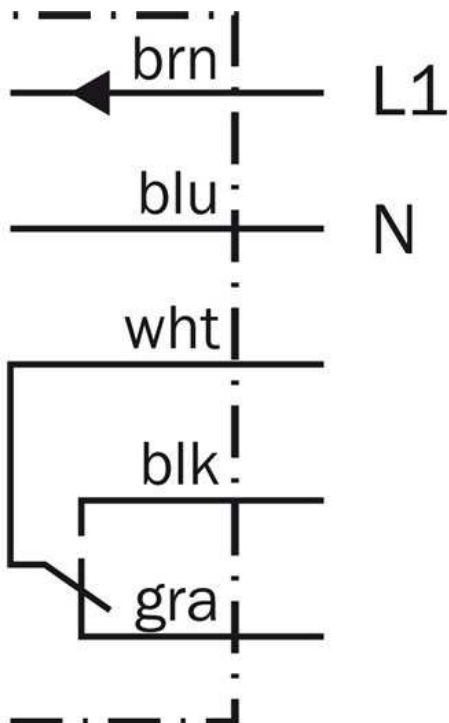
- |1| Reception axis
- |2| Axis of sender
- |3| Mounting hole \varnothing 4.2 mm,
for M4 hexagon nut on both sides
- |4| Connection cable

Adjustments possible

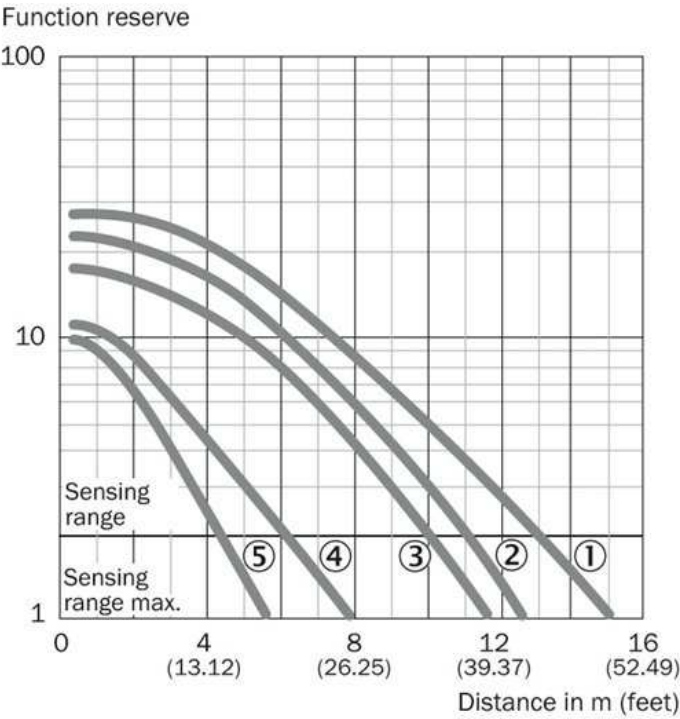


- |5| LED indicator green: Stability indicator
- |6| Status indicator LED,
yellow: Status of received light beam
- |7| Sensitivity adjustment: poti
- |8| Position indicator for sensitivity setting (270°)

Connection diagram

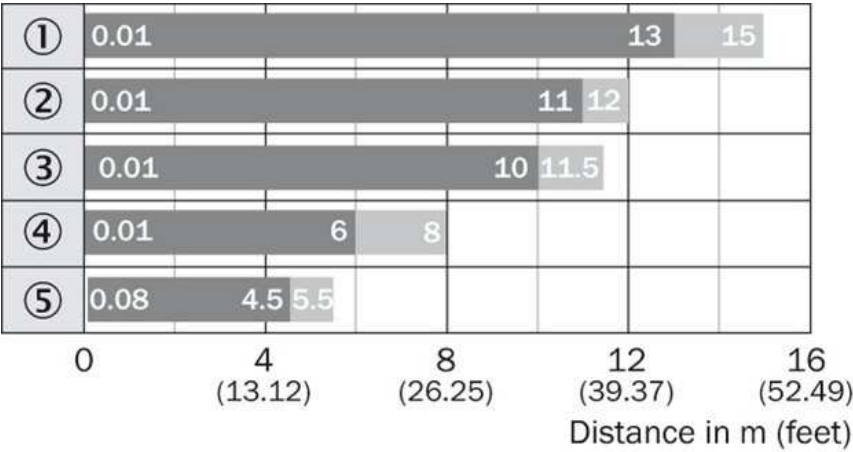


Characteristic curve



- |1| Reflector type PL80A, C110A
- |2| Reflector type P205
- |3| Reflector type PL50A, PL40A, PL30A, PL31A
- |4| Reflector type PL20A
- |5| Reflective tape Diamond Grade
(100 mm x 100 mm/3.94 inch x 3.94 inch)

Sensing range diagram



- |1| Reflector type PL80A, C110A
- |2| Reflector type P205
- |3| Reflector type PL50A, PL40A, PL30A, PL31A
- |4| Reflector type PL20A
- |5| Reflective tape Diamond Grade
(100 mm x 100 mm/3.94 inch x 3.94 inch)

■ Sensing range ■ Sensing range max.

Australia

Phone +61 3 9457 0600
1800 33 48 02 – tollfree
E-Mail sales@sick.com.au

Belgium/Luxembourg

Phone +32 (0)2 466 55 66
E-Mail info@sick.be

Brasil

Phone +55 11 3215-4900
E-Mail marketing@sick.com.br

Canada

Phone +1 905 771 14 44
E-Mail information@sick.com

Česká republika

Phone +420 2 57 91 18 50
E-Mail sick@sick.cz

China

Phone +86 4000 121 000
E-Mail info.china@sick.net.cn
Phone +852-2153 6300
E-Mail ghk@sick.com.hk

Danmark

Phone +45 45 82 64 00
E-Mail sick@sick.dk

Deutschland

Phone +49 211 5301-301
E-Mail info@sick.de

España

Phone +34 93 480 31 00
E-Mail info@sick.es

France

Phone +33 1 64 62 35 00
E-Mail info@sick.fr

Great Britain

Phone +44 (0)1727 831121
E-Mail info@sick.co.uk

India

Phone +91-22-4033 8333
E-Mail info@sick-india.com

Israel

Phone +972-4-6881000
E-Mail info@sick-sensors.com

Italia

Phone +39 02 27 43 41
E-Mail info@sick.it

Japan

Phone +81 (0)3 5309 2112
E-Mail support@sick.jp

Magyarország

Phone +36 1 371 2680
E-Mail office@sick.hu

Nederland

Phone +31 (0)30 229 25 44
E-Mail info@sick.nl

Norge

Phone +47 67 81 50 00
E-Mail sick@sick.no

Österreich

Phone +43 (0)22 36 62 28 8-0
E-Mail office@sick.at

Polska

Phone +48 22 837 40 50
E-Mail info@sick.pl

România

Phone +40 356 171 120
E-Mail office@sick.ro

Russia

Phone +7-495-775-05-30
E-Mail info@sick.ru

Schweiz

Phone +41 41 619 29 39
E-Mail contact@sick.ch

Singapore

Phone +65 6744 3732
E-Mail sales.gsg@sick.com

Slovenija

Phone +386 (0)1-47 69 990
E-Mail office@sick.si

South Africa

Phone +27 11 472 3733
E-Mail info@sickautomation.co.za

South Korea

Phone +82 2 786 6321/4
E-Mail info@sickkorea.net

Suomi

Phone +358-9-25 15 800
E-Mail sick@sick.fi

Sverige

Phone +46 10 110 10 00
E-Mail info@sick.se

Taiwan

Phone +886 2 2375-6288
E-Mail sales@sick.com.tw

Türkiye

Phone +90 (216) 528 50 00
E-Mail info@sick.com.tr

United Arab Emirates

Phone +971 (0) 4 88 65 878
E-Mail info@sick.ae

USA/México

Phone +1(952) 941-6780
1 (800) 325-7425 – tollfree
E-Mail info@sickusa.com

More representatives and agencies
at www.sick.com